

—はじめに—

このリワードプログラムにご参加していただける方は、Fred Meyer の Shopper's Card が必要です。カードをお持ちでない方は最寄りの Fred Meyer のサービスカウンターで貰えます。(無償で配布されています)

If you don't have "Fred Meyer Shopper's card", please visit the closest Fred Meyer. You can get it from the Customer Service Desk. (This card is free.)

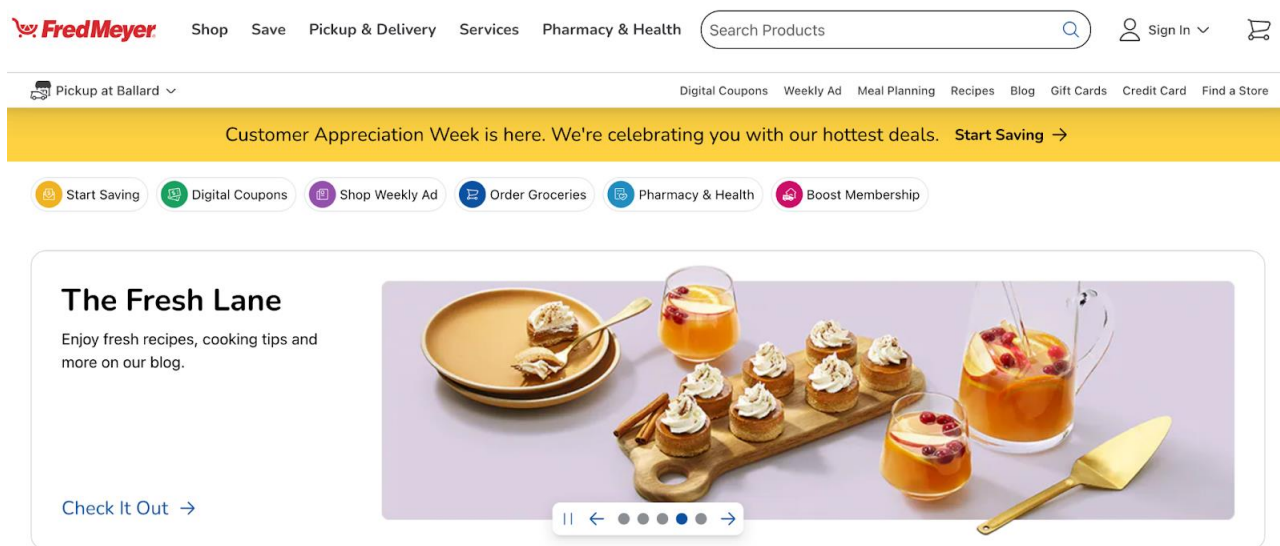
QFC または Kroger 系列店の Shopper's Card をすでにお持ちの方へ、Q&A が最終ページにあります。合わせてご覧ください。

For those who already have a QFC or Kroger Family of Stores Shopper's Card, there is a Q&A section on the last page. Please refer to it as well.

## <Fred Meyer アカウントに補習校 PTA を寄付先として紐付ける方法>

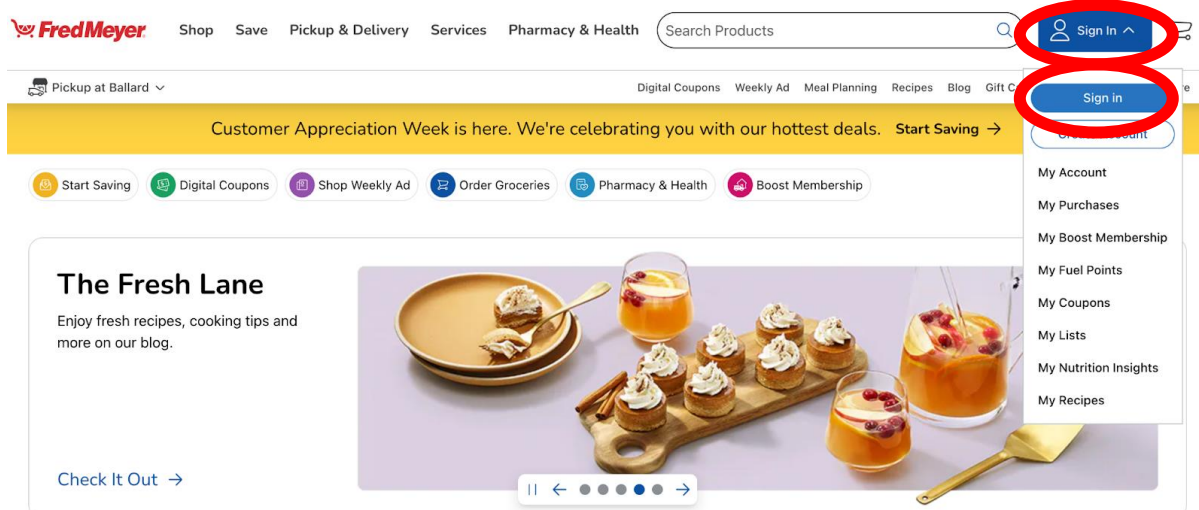
1. <https://www.fredmeyer.com/> にアクセスする

Please visit to <https://www.fredmeyer.com/>



2. 「Sign in」 をクリックして「My Account」を選択する

Please click "Sign in" and select "My Account".



3. 「Fred Meyer Account」をお持ちの方はサインイン。（お持ちでない方は 10 番へ）

If you have "Fred Meyer Account", sign in, please. If you don't have one, please go to step "10".



**Sign In**  
Sign in to your existing Fred Meyer account

Email Address

Password

[Forgot Password?](#)

Keep me signed in  
Checking this box will reduce the number of times we'll ask you to sign in.  
To keep your account secure, use this option only on your personal device.

[Sign In](#)

---

New to Fred Meyer?

[Create an Account](#)

Having problems with your online account?  
Please [read our FAQ](#) or [contact our call center](#).

4. 「My Account」をクリック

Please click "My Account".

The screenshot shows the Fred Meyer website header with navigation links: Shop, Save, Pickup & Delivery, Services, Pharmacy & Health, and a search bar. Below the header is a yellow banner for "Customer Appreciation Week". A user profile icon in the top right corner has a dropdown menu open, with "My Account" circled in red. Other menu items include "Sign out", "My Purchases", "My Boost Membership", "My Fuel Points", "My Coupons", "My Lists", "My Nutrition Insights", and "My Recipes". Below the banner is a promotional section titled "Discover a New Way to Shop" with a "Shop Now" button.

## 5. 「Community Rewards」 をクリック

Please select “Community Rewards”.

The screenshot shows the Fred Meyer website's 'My Account' page. At the top, there is a navigation bar with the Fred Meyer logo, links for 'Shop', 'Save', 'Pickup & Delivery', 'Services', and 'Pharmacy & Health', a search bar, and user account icons. Below this is a secondary navigation bar with links for 'Choose Way to Shop', 'Digital Coupons', 'Weekly Ad', 'Meal Planning', 'Recipes', 'Blog', 'Gift Cards', 'Credit Card', and 'Find a Store'. The main content area is titled 'Home > My Account'. On the left is a sidebar menu with the following items: 'My Account' (selected), 'Profile', 'Address Book', 'Preferences', 'Purchase History', 'Wallet', 'Points Summary', and 'Community Rewards' (circled in red). The main content area features a welcome banner with the text 'Welcome, [redacted]' and 'Check your orders, find your rewards, and update your information.' Below the banner is a 'boost' membership promotion with the text 'More savings. More benefits. A new level of membership.' and a 'Start Your Free Trial' button. The bottom section contains three cards: 'Past Purchases' (with a 'View Details' link and an 'In-store Purchase' entry dated 9/27/2024), 'Shopper's Card' (with a 'View Details' link and 'YTD Savings'), and 'Fuel Points' (with 'View Details' links, 'August 2024' and 'September 2024' sections, and expiration dates 'Expires Sep 30' and 'Expires Oct 31').

6. 現在、特に寄付先を設定されていない方は下記画面が表示されます。「Find an Organization」をクリックします。

If you have not selected a community, you can see the screen below.

Please click " Find an organization " and go to next.

もし既に他の団体に寄付をしている方で、補習校 PTA に変更して下さる方は置き換えが必要です。  
(一つの寄付先しか登録できないため) その場合は「Find an Organization」をクリックします。

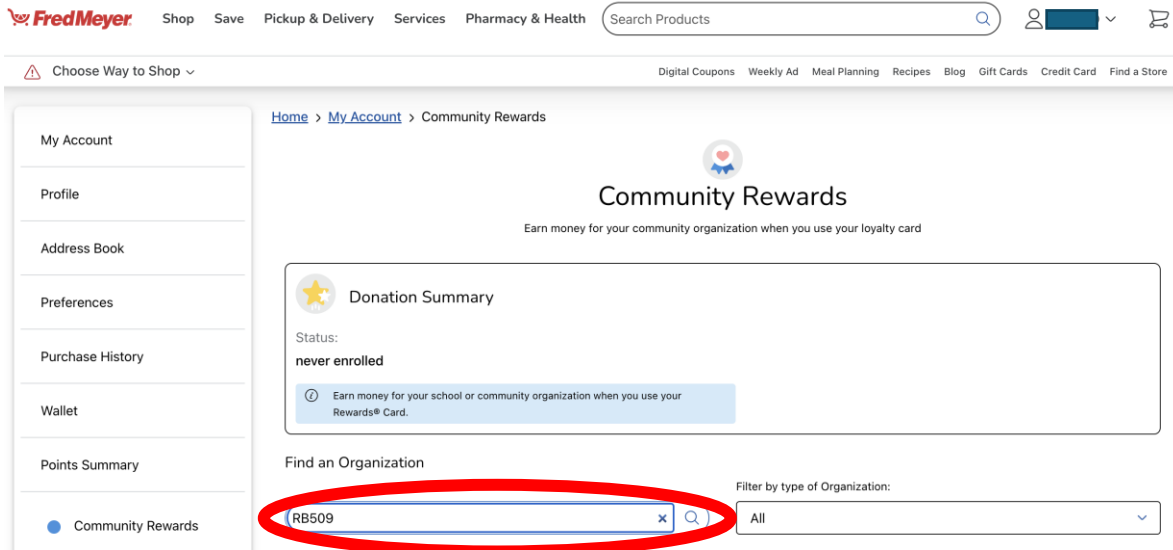
If you donate to another community, you need to change your current selection. (This program can support only 1 community.)

If you agree to donate to "Seattle Japanese School PTA", please click "Change Organization" and go next.

The screenshot shows the Fred Meyer website's Community Rewards page. The user's status is 'never enrolled'. A red arrow points to this status. A red box highlights the status with the Japanese text: '既に Enroll されている方はここに Enrolled と表示されています'. Below this, there is a 'Find an Organization' section with a search bar and a filter dropdown set to 'All'. The search bar is circled in red.

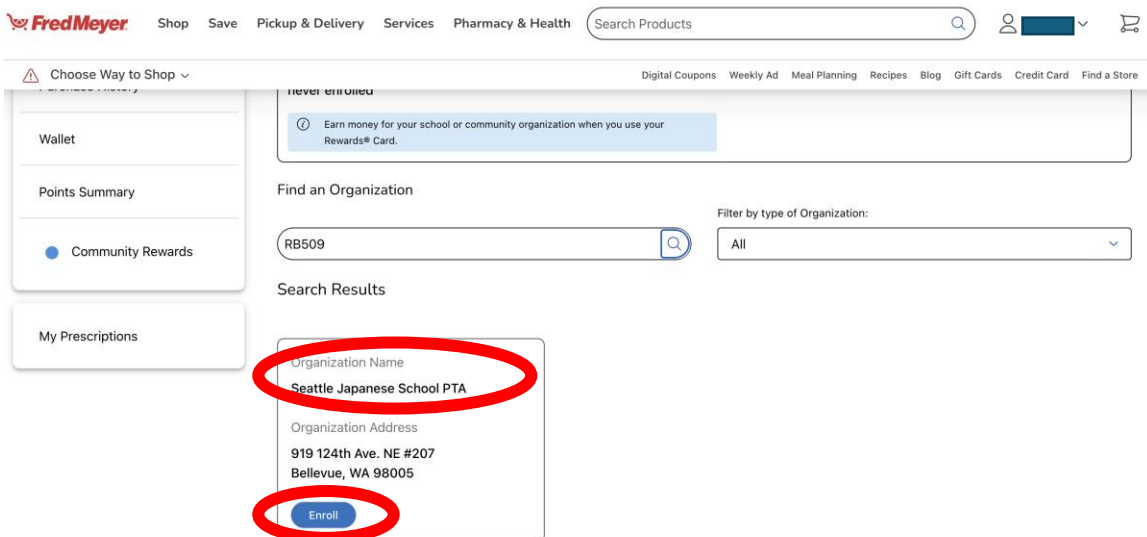
7. 下記画面が表示されるので「RB509」と入力し、サーチする。

When you can see the screen below, please search "RB509" .



8. 下記画面が表示されるので「Seattle Japanese School PTA」と書かれているのを確認の上「Enroll」をクリック。

When you can see the screen below, please check the name "Seattle Japanese School PTA", and click "Enroll".



9. Organization Name が「Seattle Japanese School PTA」になっていたら登録完了です!

If Organization Name shows "Seattle Japanese School PTA", it's done!

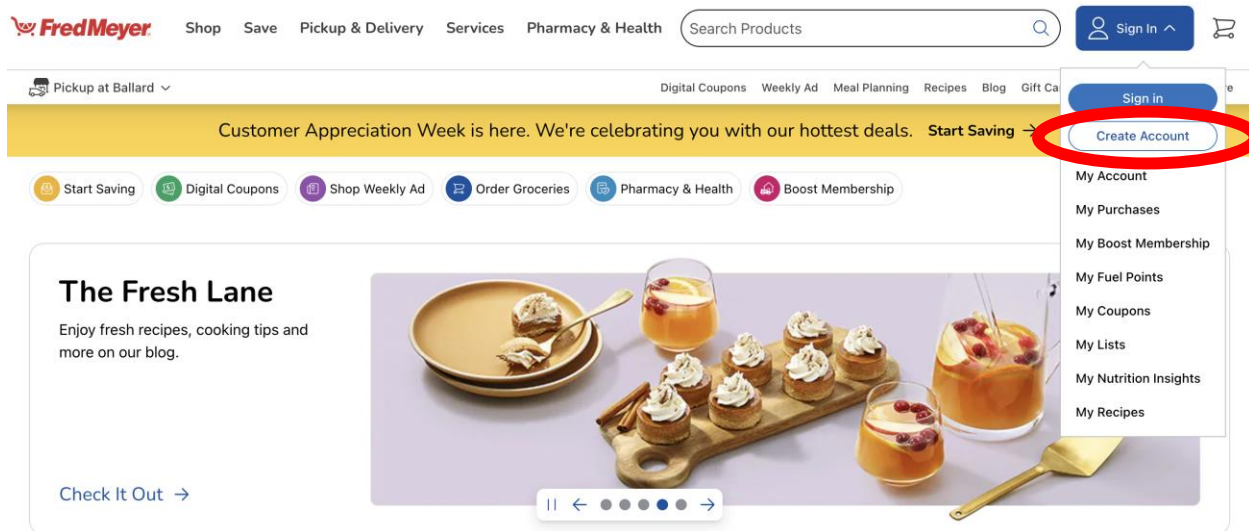
The screenshot shows the Fred Meyer website's Community Rewards enrollment confirmation page. The page is titled "Community Rewards" and includes the subtitle "Earn money for your community organization when you use your loyalty card". A green notification bar at the top of the main content area states "You have successfully enrolled in Community Rewards." Below this, a "Donation Summary" section is highlighted with a red border. It displays the following information: Status: **enrolled**; Organization Name: **Seattle Japanese School PTA**; Enrollment Date: **09/30/2024**; Organization Number: **RB509**. At the bottom of the summary, there are two buttons: "Change Organization" and "Cancel Enrollment". The left sidebar contains navigation options: Profile, Address Book, Preferences, Purchase History, Wallet, Points Summary, Community Rewards (selected), and My Prescriptions. The top navigation bar includes the Fred Meyer logo, "Shop Save Pickup & Delivery Services Pharmacy & Health", a search bar, and user account icons.

お買い物時は**必ずこのカードを提示**いただきますようよろしくお願いいたします。

When you shop in Fred Meyer, **please show this card at checkout.**

## 10. アカウントをお持ちでない方：新たにアカウントを作成する方法

Please click "Create Account".



当プログラムをご利用される際は「Fred Meyer Account」が必要になります。「Fred Meyer Account」の設定をご希望されない方は申し訳ございませんが、当プログラムによる本校への寄付は対応できません。

"Fred Meyer Account" is necessary for this program. If you do not want to set up a "Fred Meyer Account", you can't donate to our school through this program.

主旨にご理解いただける方は下記にお進み下さい。

If you can donate to our school through this program, please proceed with the below.



## Create Your Account

Start saving right away when you create your digital account

First Name  ①お名前 (名)

Last Name  ②お名前 (姓)

Email Address  ③メールアドレス

Password  
Must be at least 8 characters.  
Must have at least one letter and one number.  
 ④ご自身で設定するパスワード

Rewards® Card or Alt ID

Register your existing card to access hundreds of digital coupons, track your savings, check your Fuel Points, and more. If you don't have one we'll create a virtual card for you.

上記①~③に情報を入力願います。

Please input the ①② and ③.

上記④にてパスワードを設定願います。最低 8 桁で必ずアルファベットと数字の両方をご使用下さい。

Please set up your password in ④. Must be at 8 characters and must have at least one letter and one number.



Your Rewards® Card or Alt ID Number:

- Must be between 10 and 13 digits
- Cannot start with a 0

Rewards® Card Number or Alt ID Number (Optional)  
Add your 12 or 13-digit Rewards® Card number found on the back of your current card, or enter your 10-digit Alt ID number used at checkout in-store.

Send me emails with coupons, deals and more.  
We'll send you digital coupon savings and sales, plus the latest health and safety updates for our stores and inspirational content like recipes.  
**Note:** You will still receive account-related emails and a welcome email if you choose not to receive promotional emails.

Purchase-based advertising.  
You may use my purchase history as a loyalty program member to facilitate advertisements and offers that are more relevant to me on other websites, mobile apps and digital channels.

I agree to Kroger's Family of Companies' [Terms & Conditions](#) and confirm that I want to join the rewards program. Learn more about how we collect and use your information in our [Privacy Policy](#) and in our [California Notice at Collection](#) (for California residents).

上記⑤には下記 Fred Meyer Shopper's card の裏面バーコード下にある 12～13 桁の数字を入力願います。

Please input 12 or 13 digit shopper's card number which is written on the opposite side of the card below. You can find this number under the barcode on the card.

リワードプログラム参加に同意するチェックボックスにチェックを入れます。

Check the box to agree to participate in the rewards program.

If I am a California or a Colorado resident, I am opting-in and consenting to the program terms described in our [California Notice of Financial Incentive](#) or our [Colorado Loyalty Program Disclosures](#). Rewards accounts are for a general audience and are not intended for consumers under the age of 16. Please do not create an account if you are under the age of 16.

最後に Create Account をクリックしてアカウント開設は完了です。

Finally, please click "Create Account". All done!

アカウントを新規で開設された方は、ステップ 2 に戻ってアカウントの寄付先に補習校 PTA を紐付けてください。

For those who have newly created an account, please return to Step 2 and link the account to the PTA of the supplementary school as the donation recipient.

## Q&A

Q : Fred Meyer のコミュニティリワードってなんですか？

A : コミュニティリワードは、日常のお買い物に基づいて Fred Meyer が地元の団体に寄付を行うことで、簡単に地元の団体が資金調達できるプログラムです。

Q : どうしたら普段の買い物をこのコミュニティリワードに反映できますか？

A : コミュニティリワードに参加するには、Fred Meyer のデジタルアカウントが必要です。すでにデジタルアカウントをお持ちの場合は、アカウントにショッピングカード番号がリンクされていることを確認してください。その後、寄付先選択からシアトル補習学校 PTA (Seattle Japanese School PTA) を選択できます。選択が完了したら買い物決済時にショッピングカードを提示するか、代替 ID をレジで提供する必要があります。

Q : コミュニティリワードの詳細はどこで確認できますか？

A : 自分の寄付額がどれくらいになったか気になる場合は、デジタルアカウント内の詳細で、前四半期中に獲得した総額を確認できます。

Q : QFC/他州の Kroger 系列店のショッピングカードを持っています。Fred Meyer のコミュニティリワードに参加するには新しく Fred Meyer でカードを作らねばなりませんか？

A : QFC、または他州の Kroger 系列店のショッピングカードをお持ちの方は、新たに Fred Meyer のカードを作る必要はありません。ただし、Fred Meyer のデジタルアカウントが必要になります。

Fred Meyer のデジタルアカウントに、QFC または他州の Kroger 系列のショッピングカード番号をご登録ください。その後、寄付先を設定することで Fred Meyer のコミュニティリワードに参加することができます。

Q : QFC や、Kroger 系列店で買い物してもこのコミュニティリワードは適応されますか？

A : QFC ・ Kroger 系列店では適用されません。 **Fred Meyer でのお買い物のみ適用されます。**